

UHF transceiver Country of origin: England

DATA SUMMARY

Organisation: GCHQ, England.
Design/Manufacturer: Unknown.
Year of Introduction: Estimated late 1950s.
Purpose: Agents communication.
Frequency: Believed 2.5GHz. (S-band)
Power Supply: Separate 210-245V AC mains power unit.
Size (cm): Height 10, Length 12, Width 17 (An estimate of the transceiver unit dimensions.)
Accessories: Corner reflector aerial assembly, handset, interconnection cables.

REMARKS

This unknown type point-to-point agents UHF transmitter-receiver (hence the temporary name 'UHF transceiver') was captured in the GDR, believed in the late 1950s. Apart from a photo and a data sheet, no further details have been found so far. The caption above the original photo read (in German) 'Sende- und Empfangsgerät im Decimeter-Bereich'. (Transmitter and receiver operating in the UHF band). A CS3A diode was used as mixer. The receiver IF strip had 5 sub-miniature valves and 5 IF coils. Four OC71 transistors were used in the modulator/AF amplifier unit. The HT for the tunable klystron was stabilised by a CV 2721, EF91 and a 85A2 in the separate AC mains power unit. The aerial was common to receive and transmit: a coaxial fed dipole and corner reflector.

Considering the choice of components: plugs, sockets and handset, it was obvious that this set was developed and built in England.

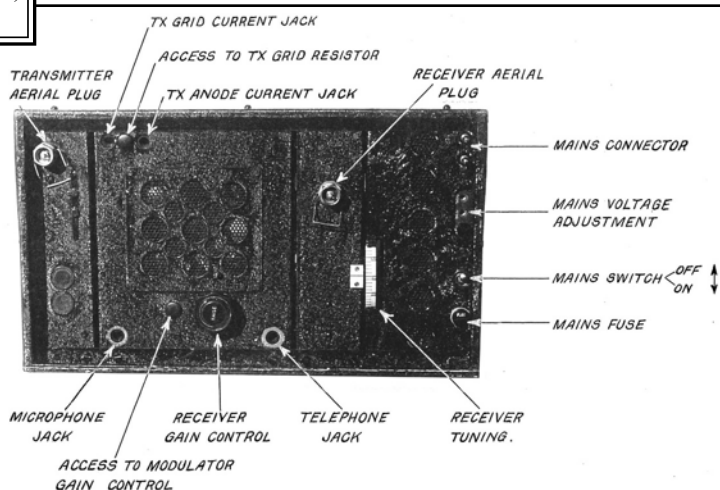
The actual application of this set would be cross border communication with the 'home' set at an elevated point. We can only guess on the operating frequencies of this set which was, considering the length of the dipole (3.1cm), possibly in the 2.5GHz range.

References:



- Photograph, Data sheet and information was kindly provided by Detlev Vreisleben, DC7KG, Germany.
- Photograph of an S-Phone suitcase courtesy Mike Willenbroek, Holland.

S-Phone suitcase.

It may be speculated that the design of the UHF-transceiver was inspired on the S-Phone Suitcase which operated as a ground to ground station. The non-portable S-Phones had a separate receiver and transmitter aerial and only a receiver tuning control, allowing full duplex communication. For a good ground to ground range, a free line of sight was essential.



cm - Wellen - Funksprechgerät o. Frontplatte mit Anschlußleisten und Bedienungselementen u. Deckplatte mit Betriebsschalter und Netzanschluß	Englischer Geheimdienst
	Netz: BSTU 0013
	Nr.



Translation of the German text of a GDR MfS Abt. II data sheet of a British agents UHF transceiver.

cm-wave-transmitter-receiver Top: Front panel with controls and sockets Bottom: Front panel of mains power unit with on/off switch and AC mains socket	English Secret Service
--	------------------------

© This WftW Volume 4 Amendment is a download from www.wftw.nl. It may be freely copied and distributed, but only in the current form.