



'Unknown Telefunken' Country of origin: Germany

DATA SUMMARY

Organisation: Believed Bundesnachrichtendienst. (BND)

Design/Manufacturer: Telefunken, Hannover.

Year of Introduction: Probably early 1950's.

Receiver:

Circuit Features: RF, mix/osc, IF/AF, IF/BFO, Det. (AM R/T and CW).

Frequency Coverage: 2-15MHz in a four ranges.

Intermediate Frequency: 473kHz. (believed)

Valves: ECH81 (2x), EF82, unknown (2x).

Transmitter:

Circuit Features: MO (crystal control), RF power amplifier (two valves in parallel). AM R/T and CW).

Frequency Coverage: 3.7-20MHz.

Valves: EL90 (2x), other valve unknown.

Power Supply: 110/220V AC mains or 6V accumulator.

Size (cm): Height 9, Length 19, Width 33.


Weight: 7½ kg.

Accessories: Morse key, AC and DC power cables, headphones, crystals, aerial and earth wire, spare valves carried inside the set.

Remarks

The 'Unknown Telefunken' set described in this chapter was an agents transmitter-receiver developed and produced by Telefunken Hannover Fernseh und Rundfunk GmbH (consumer electronics), without the knowledge of Telefunken Ulm which was in fact responsible for the design and production of commercial and military electronic equipment.

The set resembles in general design and mechanical construction the SEM-78 (See Chapter 7) which might have been a later updated version and successor. The 'Unknown Telefunken' comprised three separate units fitted in a mounting frame: receiver (left), transmitter (right) and the power supply unit at the back, attached to the transmitter unit. The three units had plugs and sockets which allowed easy replacement of a faulty unit.



Top view of the three units of the 'Unknown Telefunken' agents set: Receiver left, Transmitter right and Power Unit above.




'Unknown Telefunken' agents set with ancillaries photographed in a 'period' suitcase, most likely not original.




A near identical set with a slightly different construction of the receiver wave band switch was found in Serbia.

References:


- Photographs and general technical information was kindly provided by Detlev Vreisleben, DC7KG, Germany.
- With thanks to DC9CI, Germany.



'Unknown Telefunken' agents set transmitter unit seen from various positions.




Receiver unit of the 'Unknown Telefunken' agents set. Note the socket in the right picture which connected the receiver to the transmitter unit.



AC mains and DC input cable. Changing from AC to DC was done by a switch located on the transmitter front panel



Combined AC/DC power unit which plugged into a socket located at the rear of the transmitter unit.



Internal view of the metal enclosure showing a tray for fitting spare valves and vibrator.